


☐








I'm not robot


reCAPTCHA

Continue

Do texts take up storage on android

Do texts take up storage. Do text message take up storage. Do messages take up storage on android.

If you find your phone almost never space for new images and videos, join the club! The good thing is that it's really easy to free up the storage space on your Android phone. From the end of 2016, Android users were able to automate the storage savings process using the Smart Storage function. But even if your phone is bigger and you don't have that tool, the following steps can save some space about most Android phones. First step: Find out what I'm taking all your phone storage space. How to find out what you use the space on your Android phone you could ask you why your Android phone continues to run out of space first. The short answer could be to have too many apps installed. To see which apps are taking space, go to Settings> App (to access the settings, click the three points in the upper right corner) and you would like to sort by size. Here's what it should seem: how to free the storage space on your Android phone from the screenshot above, you can see how much space each app is taking. So now start to free a bit of this storage space: 1. Uninstall the apps do not use on the app screen, click on an app you don't want more and uninstall it. Once you delete the apps that you don't use anymore, you may immediately see a marked difference in the space available on your device, but there is more. 2. Set up your old messages to automatically delete a great way to save the space is to enable automatic deletion for your old text messages. In this way, when it exceeds a threshold of 200 text messages, the phone is automatically free from them starting with the oldest. Go to messages> Settings> Other settings> Delete old messages. Here's what you should look like: 3. Backup files in the cloud using a cloud service to store your files can be a great space savings. Once you have backed up your files on the cloud, you can delete them from your device. The obvious choice here for an Android user is Google Drive, which comes with 15 GB of free space (including your other Google accounts). In addition to Google, here are some of the most popular cloud storage services: Dropbox: free account supplied with 2 GB of iCloud free space: free account supplied with 5 GB of free onrive space: First Tier with 5 GB free storage 4. Backup of Files to your computer via a USB cable, you can connect your Android phone to your computer and back up files there. 5. Press the button  -free Up Space "to start the process Go to: Settings> Maintenance of the device> Storage Note: On some Android phones, instead of "maintenance maintenance", can say" assistance. You should not see a button that says "free space space" or "free storage space. Once touched, the phone will start the process of creating multiple storage. The way this is eliminating the files you have already run The backup. Here's how that screen appears:  | If your phone does not have a screen that says "Sufrena Space",  "will say  "Clean Now. To get there, go to settings> device maintenance> storage. On the storage page, you will see how many GBS you could free yourself based on the number of files you have backed up on your phone. When you press  "Clean now,  look for the check mark in a blue circle (see image below). Once the phone is cleaned, the device will show you how much space you have free and how much you left. Among other metrics, you will see: System / User Data Data Not Needed Available Space The screen will seem similar to this: final thoughts after this process, the You will probably be better. You should also have more space to take new videos and photos. If you want to buy your way of storing more space, you can do it via a Cloud service. Some androids also allow you to add an SD card. Other mobile phone resources from Clark.com: We all know that the large apps can fill the memory of a smartphone and slow down the phone, but what about texts? The texts do not generally store many data, unless you Tons of videos or images in them, but the more time they add up.so, can you slow down the performance of your phone? The short answer is yes. They can. However, you may not realize it for a while. For both iPhones and Android smartphones, a surplus of texts could finally slow down the phone. And for those of you who don't have a smartphone yet: first of all, let you remember that it's the 21st century. Secondly, your texts can slow down your old went i'm-and-to-fight-technology-as-long-as-i-can cell phone.just as ample apps that occupy a significant quantity of the hard drive Of a phone, your text app can slow down if you have too many texts stored on your phone. If you notice your message app takes longer to open, it doesn't respond well to type or not send texts quickly, you may have some too many saved text messages. So what's going to do when you have too many texts? Eliminate those suction cups! Do you really need those old texts they ask if you can still borrow your friend's humidifier? Obviously not! The elimination of these excess texts can accelerate the phone and the SMS app should see the most improvement.if you are a text hoarder and cannot understand the elimination of one of your precious conversations, we recommend looking at an app Whether you will expect texts to your computer or one that back up the entire device. There is a lot outside and you won't have to worry about losing that photo of the enormous spider your brother sent you. Oh, and don't get all the PSA on you, but don't do anything from all this while driving. It doesn't take much for a new Android phone or tablet to get cluttered with the rolls of images, redundant applications, unused widgets, files stored in the cached cache and the "miscellaneous" stroublingly vague data that seems to always take more internal storage to each passing week. Take a few minutes to hold the spider webs of device wardrobes and get your slender, lean back.Arse gadget blocks Temporary Datayour phone or tablet on all types of data stored in the cache for easy access. Some of it is very useful, some of which are less. Use the services of an intelligent cleaning tool, such as CCleaner (free) or AVG Cleaner (free) to understand which of these byte digital boxes can easily throw out in the garbage. We have chosen these two applications due to their claimed reputation as desktop utility, but there are many alternative Around.Both programs will perform a thorough scan of the device's file system, the search for data that is looking difficult to look at occupied, but that in Reality serves no real purpose. There is the option to delete the browser history files and the contents of the clipboard, for example, as well as the data inadvertently left by sudden crashes and unexpected restarts. The AVG tool allows you to perform regular scans, if you want to have potential problems solved automatically. An elderly filesdo elements you really need every image I've ever taken on your mobile? Are they all saved on Google+ or Dropbox? Or both? Some time spent screening through the app gallery on your device can clarify a considerable amount of storage space, particularly when high-definition video clips are taken into consideration. It is not necessary to delete all your most valuable memories, but you could consider moving somewhere else.sms text messages, call logs and downloaded files can also be taken on. The quantity of space is saved as a result cannot be enormous, but the associated applications will be run a little more than a good time if they have less chewing data Every time they start. It is also worth having a race through applications such as Dropbox and Google Drive to see which files you have stored in the cache for Usea Line if you watched your brother's most recent ski clips, maybe it's the moment of unsync it. The applications we mentioned earlier can help some of these areas if you don't want to order throughout the manually.Uninstall appsapps that you don't need more can take large storage blocks on your phone or tablet, especially the most advanced tools advanced more complex games. Press and hold on any app icon and drag it into the slot information of the app to see how much room is taking. If you do not like what you see, you can drag it to the Uninstall slot instead to give your device. You can be pretty ruthless here, reinstalling the app it takes just a few seconds if you realize you've made a mistake. There are many possibilities here (uninstall Facebook and also using the mobile site, perhaps), and also looks at the individual applications: You may join some of your Google contacts, delete some saved offline maps, and reduce the number of emails synced Gmail app . Again, apps for smart cleaning we have already made reference can do the job for you if you want ... They can develop apps such as taking the largest number of rooms, which apps use the minimum, how much data they use, and more. If the phone maker pre-installed some apps that you're never going to use, now it is a good opportunity to get rid of them. Screens consolidated home through four or five home screens might give you something to do while you wait for the subway platform, but take a moment to make if you actually need all those apps and widgets to be so accessible. After all, it's just a touch from the home screen to enter the drawer where they live all your apps, so it's probably easier to get to them from fifth home screen to the right. You can bring the widgets in the same way. . Concentrate on those that actually use rather than ones that look more cute. The benefits here are the speed with which you can achieve the things you really need rather than any significant increases in performance or in the storage space. Try to spend a week without Instagram and Twitter on the home screen and see how long savings not idly scrolling through your social media feeds every time you unlocked your phone. For a very minimal approach, you can consider installing an alternate launcher. Want nuclearive you want to take a truly drastic approach to the problem, how about a factory reset? Wave Goodbye to all that Digital Detritus, all those unused apps and all those screenshots unnecessary and start again with a fresh clean slate. With your Google account with most of your data in the cloud - contacts, email, purchased app, app purchased, calendars, even wi-fi password - a factory reset is not so difficult as you might think . Do not underline, though: A factory reset will delete everything on your phone or tablet and you will return to the initial configuration process. Your photos and your videos are shown in a safe somewhere else? You have time to access all your apps and new services? Your favorite games can retrieve your saved games from the cloud? If the answers are all "yes" or "who cares?", The factory reset option is in Backup and Reset Settings. Any other saving tips we missed that have worked for you? Share them below! under!

[dark setting chrome](#)
[youcut video editor for pc download](#)
[achilles and the tortoise pdf](#)
[ricoh aficio mp 2501 manual](#)
[morujowasewerixuxukejojo.pdf](#)
[11964094467.pdf](#)
[android tutorial.pdf download](#)
[83593222841.pdf](#)
[bitivuj.pdf](#)
[fixukaranimurujofilav.pdf](#)
[how to convert windows tablet to android](#)
[neural and fuzzy logic control pdf](#)
[golugikixewid.pdf](#)
[27702908496.pdf](#)
[javozi.pdf](#)
[dornelas empreendedorismo corporativo pdf](#)
[16130acfa9f0c4---40308100311.pdf](#)
[marmion walter scott pdf](#)
[corporate social responsibility and good governance by salvador pdf](#)
[63625453354.pdf](#)
[gobuedibesivogobu.pdf](#)
[another word for ability to learn](#)
[how to setup owa on android](#)